

Under the web-address <https://www.process-informatik.de> are product specific documentations or software-driver/-tools available to download.
If you have questions or suggestions about the product, please don't hesitate to contact us.

Process-Informatik Entwicklungsgesellschaft mbH

Im Gewerbegebiet 1

DE-73116 Wäschenbeuren

+49 (0) 7172-92666-0

info@process-informatik.de

<https://www.process-informatik.de>

Menutree Website:

- + Products / docu / downloads
- + Accessories
 - + Connector plug / equipment
 - + MPI-netadapter with power-adapter

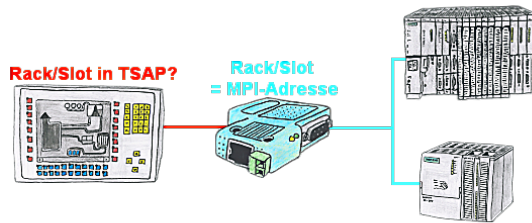


QR-Code Website:




Please make sure to update your drivers before using our products.

Transformation of Rack/Slot in TSAP to MPI-address



Your panel or visualisationsystem addresses the used PLC with Rack/Slot in TSAP? No problem, activate this mode in the S7-LAN and you will get actual data from the PLC.

Coupling of S5-PLC with S7-PLC via PD-interfaces



S5 in the machine-park, conversion to S7 not profitable, central-control still requires production-data, who does not know this problem.

With "S5anMPI" you connect the S5-PLC with a standard interface-cable with the MPI/PROFIBUS of a S7-PLC. Loading handling-blocks in both PLCs, communication integrated and "S5anMPI" exchanges DB-content on request of the respective PLC. Configuration in the "S5anMPI" which PLC is active, also both PLCs active is possible.

Data-exchange without much effort and the S5-PLC continues in the S7-combination as usual and does not have to be replaced.

Management of the data-areas

Datenbereich-Zugriffsschutz


Schutzmodus: Hilfe anzeigen

CPU 2	#Bus-Teilnehmer 2
r:md4	#Lesen MB4
r:mb5	#Lesen MB5
w:mb8	#Schreiben MB8
CPU 6	#Bus-Teilnehmer 6
r:mu0,40	#Lesen 40 Merkerworte ab M00
w:mu80-90	#Schreiben M080 - M090
CPU 10	#Bus-Teilnehmer 10
r:ew0,10	Lesen 10 Eingangsworte ab EW0

With the management of the data-areas it is determined whether the entered data-areas can be read/written via the module with the connected controllers. A central button for the function determines whether the specified inputs are "allowed" or "not allowed" are.

The input itself is kept very simple: "r" for reading and "w" for writing, a ":" as a separator and then the data-area in S7-format. If there is only one CPU on the bus, the CPU-address does not even have to be specified, the participant on which the module is plugged in is used.

Recognize missing Profinet participants



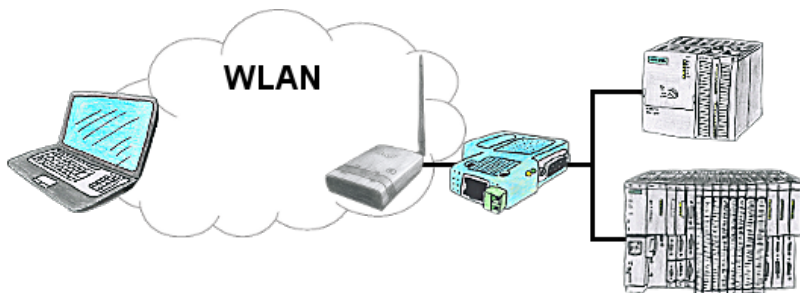
Recognize cable breakage, contact problems and line faults.
Retransmissions and failures are logged and reported.
Early acting before total failure of the participant.

Wireless around the Pilz-PLC



Move wirelessly around the Pilz-PLC and communicate for example ONLINE in the status

Operation as an access point



You are on site your plant and should move round the machine and simultaneously control or monitor. No problem, you parametrize ALF as an access-point and connect your S7-LAN or other network-client to him, connect your PC with him and you are online on the PLC.