

Under the web-address <https://www.process-informatik.de> are product specific documentations or software-driver/-tools available to download.
If you have questions or suggestions about the product, please don't hesitate to contact us.

Process-Informatik Entwicklungsgesellschaft mbH
Im Gewerbegebiet 1
DE-73116 Wäschenbeuren
+49 (0) 7172-92666-0
info@process-informatik.de
<https://www.process-informatik.de>

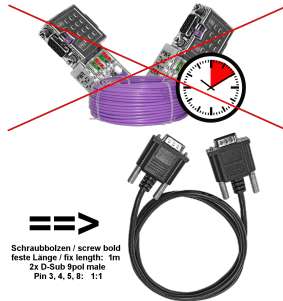
Menutree Website:

- + Products / docu / downloads
- + Accessories
 - + Various PLC-/Panel-connection-cable
 - + iBx-PLC cable



Please make sure to update your drivers before using our products.

Save time and money



Connect panel to PLC or PLC to PLC, why waste time and money unnecessarily?

Get an expensive bus-cable, screw the bus-connector and also make the classic mistake in the wiring (shield-connection to bus-line). Why all this effort when there is a ready-made solution:

MPI/Profibus-connection-cable with a length of 1m, cast D-Sub-housing with screw-bolts. Only the signals A + B (bus itself), ground and RTS-AS are 1to1 applied, so no problems with possible voltages, compensating currents.

Simply plug it on to the MPI- or Profibus-interface, screw it on and communicate.

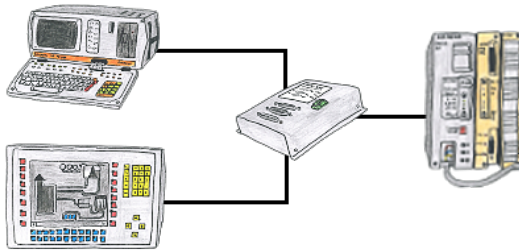
Universal - prepared for all situations



Prepared for every application, who likes to go unprepared the situation that expects one at a use on site, except house? With the S5/S7-WIFI-sets you have everything necessary for use in a handy plastic-case. No forgotten cable, often only a cent article but worth gold if you forgot him at home.

No unnecessary search for accessories, according to the motto: "open suitcase, connect/build and work".

PD-interface of the S5-PLC already occupied (OEM-device)



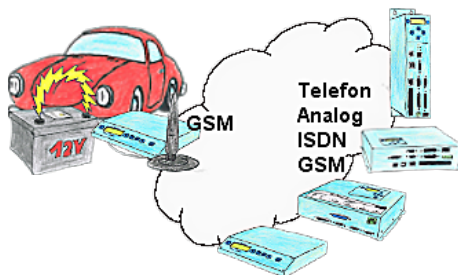
Your PD-interface of the S5-PLC is already occupied with a panel and you should accomplish program modifications without removing the panel? No problem, connect the Multiplexer one-time to the PLC and then connect the panel and also your PC to the Multiplexer. Now you can work parallel with the PLC without the need of affecting the operation of the panel.

Wireless around the Schneider-PLC



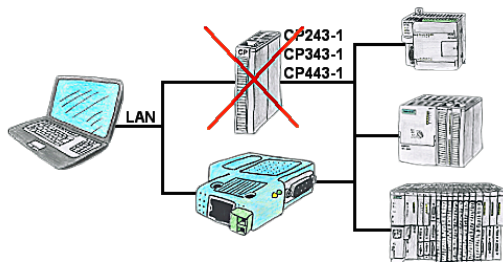
Move wirelessly around the Schneider-PLC and communicate for example ONLINE in the status

Use in the car with a 12V supply only



Your're on road with your car and your employee reports a failure? What next? Approach the next parking place and try to get a telephone line to solve the problem? Or solve the problem in your head? Hit the next parking place and start your Tele-Book which is plugged on your car's cigarette lighter, and build-up a connection to your installation. With the notebook you will solve the problem within a short time.

S7-CP-replacement (without LAN-CP to the PLC-device)



Do you have a S7-PLC-device without CP243-1, CP343-1 or CP443-1 and would like to connect via LAN? Then plug the S7-LAN on the PLC-device and your access via RFC1006 is ready for use.