

Under the web-address <https://www.process-informatik.de> are product specific documentations or software-driver/-tools available to download.
If you have questions or suggestions about the product, please don't hesitate to contact us.

Process-Informatik Entwicklungsgesellschaft mbH
Im Gewerbegebiet 1
DE-73116 Wäschenbeuren
+49 (0) 7172-92666-0
info@process-informatik.de
<https://www.process-informatik.de>

Menutree Website:

- + Products / docu / downloads
- + Accessories
- + Various PLC-/Panel-connection-cable
- + S5-cable

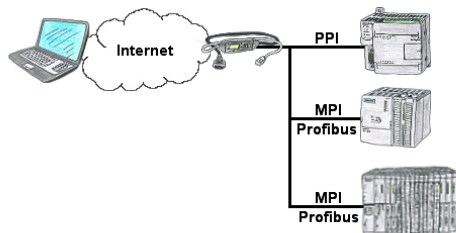


QR-Code Website:




Please make sure to update your drivers before using our products.

Remote maintenance / telecontrol of PLC-devices via LAN / internet



You have access to a on-site network and your PLC-device has no LAN-connection? No problem, plug the S7-LAN on the PLC-device and you will have immediate access to the PLC from afar.


Automatical backup of your PLC



Guaranteeing security against production-downtimes through regular backups of S5- or S7-PLCs on your PC. S5/S7/H1-backup/restore-software saves all projected controls at a predetermined time. Whether every minute, hourly, daily, weekly or once a month, the PLC is completely read out and saved on the hard-disk/network-drive of the computer.

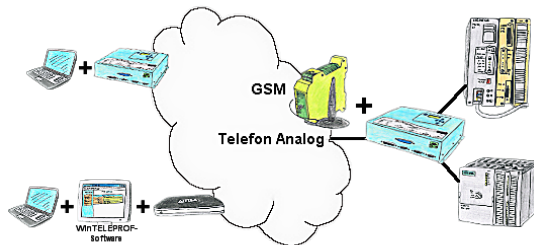
If the backup-battery fails or the PLC is damaged, you can use this backup-file to restore the PLC.

Without LAN-cable round of the PLC




You're right in the middle of your production line and should move around the machine and simultaneously observe / manage. No problem, you parameterize the ALF, connect to the S7-LAN and connect to the WIFI-network of the ALF and are ONLINE on the PLC.

Remote maintenance / telecontrol of PLC-devices



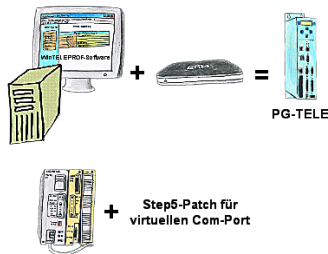
Access to the connected PLC takes place by coupling via Analogue-, ISDN- (only with AB-adapter) and GSM-(only with external GSM-modem)-line.

Data backup S7-PLC PN-port on USB-stick



S7-PLC triggered DB-backup/-restore without additional PC via PN-port to USB-stick

WinTELEPROF-software = software-PG-TELE



You're using the devices of the Tele-Network-family and don't want to have a device standing on the table? No problem. Install the WinTELEPROF-software on your PC and after link connection access to your Step5/7-programming software (also Siemens) via a virtual Com-Port.

At Step5 the Step5-software is going to be patched, then working with the virtual Com-Port will be also possible.