

## Step5/7-Programming system PG-2000

### Installation note:

Load your license file using the link given in your personal license email. The password for extraction can also be found in this email. Then copy this file into the folder of the installed PG-2000 software (demo version). After restarting the software, your license is active.

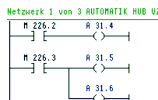
Under the web-address <https://www.process-informatik.de> are product specific documentations or software-driver/-tools available to download.  
If you have questions or suggestions about the product, please don't hesitate to contact us.

Process-Informatik Entwicklungsgesellschaft mbH  
Im Gewerbegebiet 1  
DE-73116 Wäschenbeuren  
+49 (0) 7172-92666-0  
[info@process-informatik.de](mailto:info@process-informatik.de)  
<https://www.process-informatik.de>

### Menutree Website:

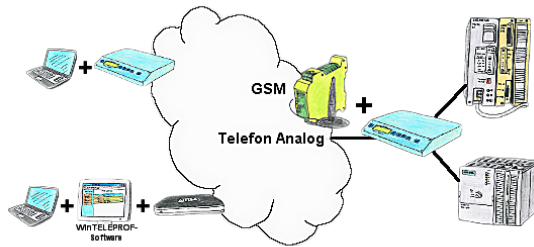
- + Products / docu / downloads
- + PG-2000 S5/7-LAD-extension

### QR-Code Website:



Please make sure to update your drivers before using our products.

## Remote maintenance / telecontrol of PLC-devices



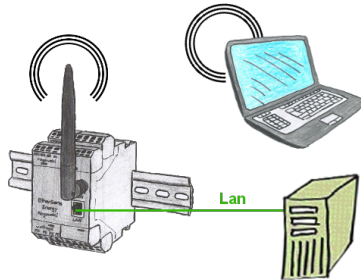
Access to the connected PLC takes place by coupling via Analogue-, ISDN- (only with AB-adapter) and GSM-(only with external GSM-modem)-line.

## Remote-maintenance Pilz-PLC



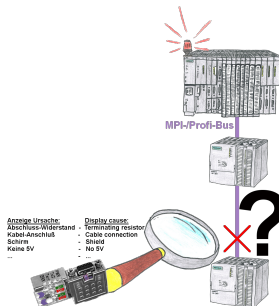
Remote-maintenance of a Pilz-controller with network-connection via secure VPN-tunnel of the TeleRouter

## Parallel access LAN/WiFi



Access parallel via LAN and Wifi to the EtherSens-device. Therefor create via the web-server for each way an ip-address, regardless whether its the same subnet or not.

## Bus-connector with diagnostic function



Bus problems and no reason apparent?

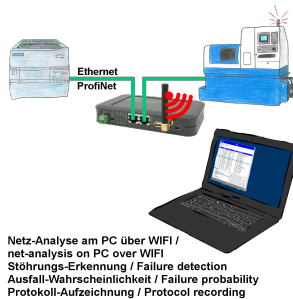
Connect the diagnostic-bus-connector to the "suspicious" PLC and read the possible cause of the fault using the blink-code:

- 5V voltage missing/out of specification
- possible short-circuit in the bus
- No bus-activity on the PLC
- Wrong termination
- Bus is open

...

The bus-connectors of the "DiagConn"-series indicate all of these possible causes of the malfunction. The bus-connector is available in 90°, 45° and 0°-versions. The connectors can be attached instead of the "normal" bus-connectors. There does not have to be a fault, the plugs can generally also be used in the bus and you can later find the cause of any

## Network analysis/monitoring made easy



Analyze network-problems and network-conflicts with little effort. Simply plug the TINA into the network, open website of the integrated web-server via WIFI and start working.

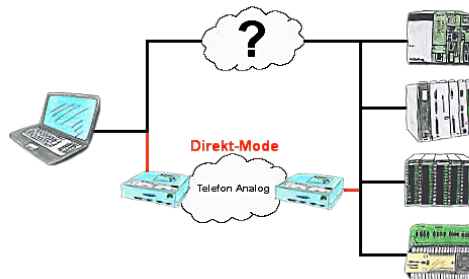
No unnecessary search for a hub to record the logs. TINA records in the usual WireShark-format, i.e. save the recording on a PC and view and evaluate it later with WireShark.

Monitoring the network, automatically send an email to the administrator if there is no participant or if there is a new participant (Intrusion-detection into the network)

Calculate the probability of failure of the participants

All of this can be achieved with TINA

## Direct-mode „extended serial interface“



There is an unsupported control or data logger or converter integrated in your installation which protocol is not supported? No problem, the signs that the PC in the office sends will be transferred via telephone line by the Direct-mode , and on-site reproduced by the TP/TB. The way back is identical. So in that case there's also a communication to the electronic devices available.