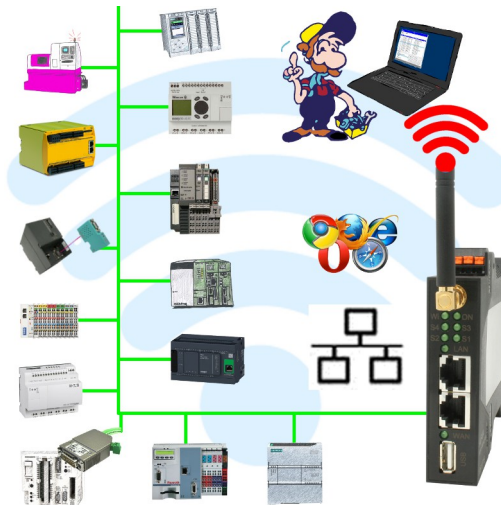


Handling short instructions for

Wireless around the controller



Commissioning of ALF-UA

ALF-UA creates a WIFI network with the SSID "ALF-UA" and automatically assigns an IP-address via DHCP for the WIFI-participants who connect to the device.

Connect laptop/notebook to this WIFI-network, the respective PC is assigned an IP-address from the subnet 192.168.2.xxx.

If you need a different subnet for the connected controller, you can change the subnet after connecting the PC and ALF-UA:

- Connect PC to ALF-UA via WIFI
- Open the ALF-UA-website with a browser and IP address 192.168.2.1
- User name: admin
 Password: admin
- Menu „network“ => „AP router“ => „LAN“ => „router IP“ enter the desired subnet
 The changes are accepted by clicking on the diskette symbol
- After a restart, the device is available with the new parameters
- Rebuild the WIFI-connection of PC and ALF-UA

Connect the respective control/machine to the LAN port of the ALF-UA with a patch cable. Now that the PC and ALF-UA have been connected, the machine can be reached "wirelessly" and you can communicate.

Under the web-address <https://www.process-informatik.de> are product specific documentations or software-driver/-tools available to download.
If you have questions or suggestions about the product, please don't hesitate to contact us.

Process-Informatik Entwicklungsgesellschaft mbH

Im Gewerbegebiet 1

DE-73116 Wäschenbeuren

+49 (0) 7172-92666-0

info@process-informatik.de

<https://www.process-informatik.de>

Copyright by PI 2019 - 2025

Menutree Website:

- + Products / docu / downloads
- + Wireless around the Pilz-PLC



QR-Code Website:



Please make sure to update your drivers before using our products.

Easy Web-Visualization



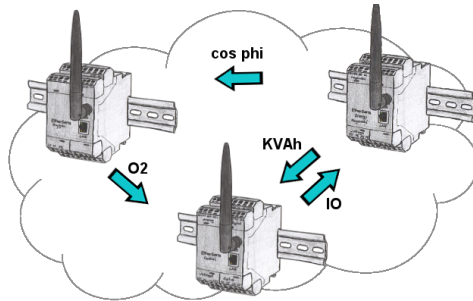
You need a web-visualization which is kept simple, with no additional Plugins like ActiveX, Flash(R) or Java(R) and is compatible with most general browser? Then you have found with S7-Visu the solution. Visualizations under Windows(R)/Linux on PC-based systems are just realizable as those for tablets or Phones with browser support. The simultaneous operation of multiple browsers at the same time is possible.

Wireless around the Pilz-PLC



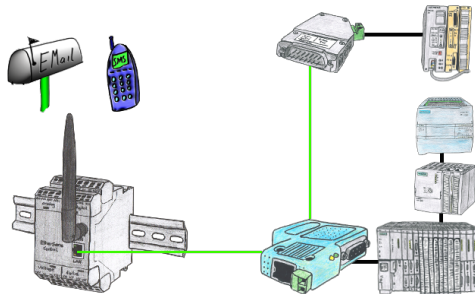
Move wirelessly around the Pilz-PLC and communicate for example ONLINE in the status

EtherSens-cloud



By the EtherSens-cloud each EtherSens-device can exchange data, transfer data and forward to other devices. As if you use one device that records all necessary parameters centrally.

Message dispatch from the PLC



Send directly from your PLC news, statuses, alarms as SMS or email.