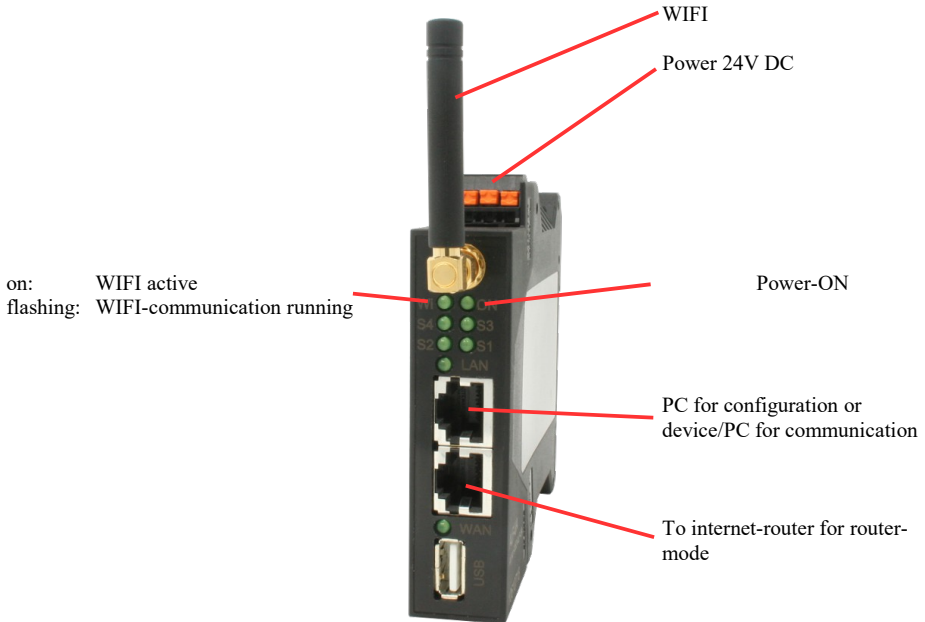


Handling-short-instruction V1.0 for

ALF-UA industrial Wifi-router


Connectors:



Power connection:

Voltage: 24 V DC \pm 20%
 Power: 1,2W

Pinning voltage connector:



Initial start-up:

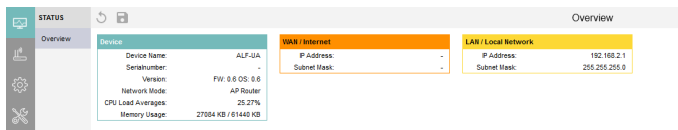
- ALF-UA creates a WLAN network with an SSID „ALF-UA“ with active DHCP master (laptop is automatically assigned an IP address)
- Connect laptop to this WiFi network and open with browser webserver with IP: <http://192.168.2.1>

or

- Connect the PC to the LAN port using a LAN cable
- PC must be in the 192.168.2.xxx subnet
- Open with browser the webserver with IP: <http://192.168.2.1>

User name: admin
Password: admin

Home page :



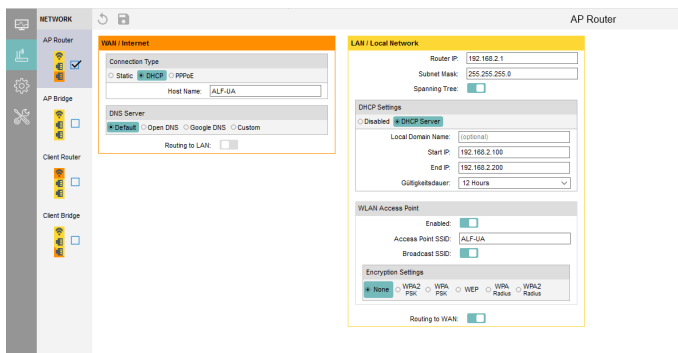
Menu network :

4 operating modes are possible with the ALF-UA :

- AP Router is an access point with LAN and WAN port (separate subnets)
- AP Bridge is ACCESS-Point with 2 LAN sockets (WIFI and LAN sockets bridged)
- Client Router is WIFI client with LAN and WAN port (separate subnets)
- Client Bridge is WIFI client with 2 LAN sockets (WIFI and LAN sockets bridged)

==> Access point opens a WIFI network, client connects to an existing WIFI network .

All 4 modes can be parameterized and saved in parallel, you determine which mode is active :



You need the following modes for the following situations :

Situation	AP Router	AP Bridge	Client Router	Client Bridge	Peculiarity
With a laptop around the S5/7-PLC + ALF-UA	X	---	---	---	PLC via S5/7-LAN to LAN port
With a laptop around the S5/7-PLC + ALF-UA	---	X	---	---	PLC via S5/7-LAN to LAN port Another LAN participant on the WAN port
Bring the S5/7-PLC or LAN device into the existing WIFI network	---	---	X	---	PLC via S5/7-LAN / LAN-device on LAN port
Bring the S5/7-PLC or LAN device into the existing WIFI network	---	---	---	X	PLC via S5/7-LAN / LAN-device on LAN port Another LAN participant on the WAN port
Extend LAN route Attention: 2 devices required		X		X	One device as AP Bridge and the second as Client Bridge

After selecting the configuration, save it in the device and after restarting the device, it can be used in the selected operating mode.

You can find more about the operating modes in the device manual on the product page of the ALF-UA .

Under the web-address <https://www.process-informatik.de> are product specific documentations or software-driver/-tools available to download.

If you have questions or suggestions about the product, please don't hesitate to contact us.

Process-Informatik Entwicklungsgesellschaft mbH

Im Gewerbegebiet 1

DE-73116 Wäschenbeuren

+49 (0) 7172-92666-0

info@process-informatik.de

<https://www.process-informatik.de>

Copyright by PI 2023 - 2024

Menutree Website:

- + Products / docu / downloads
- + Hardware
 - + Programming devices
 - + S7
 - + WLAN/WIFI
 - + Profinet PLCs / Ethernet-CPs
 - + ALF-Devices
 - + ALF-UA table version



QR-Code Website:



Please make sure to update your drivers before using our products.