

Under the web-address <https://www.process-informatik.de> are product specific documentations or software-driver/-tools available to download.

If you have questions or suggestions about the product, please don't hesitate to contact us.

Process-Informatik Entwicklungsgesellschaft mbH

Im Gewerbegebiet 1

DE-73116 Wäschenbeuren

+49 (0) 7172-92666-0

info@process-informatik.de

<https://www.process-informatik.de>

Menutree Website:

- + Products / docu / downloads
- + Accessories
 - + Connection cable / adapter
 - + Ethernet
 - + Cross-cable




QR-Code Website:



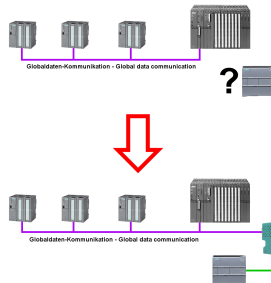
Please make sure to update your drivers before using our products.

Data backup S7-PLC PN-port on USB-stick



S7-PLC triggered DB-backup/-restore without additional PC via PN-port to USB-stick

Global data communication (MPI) also with network-PLC



Running global-data-communication between MPI-PLCs (S7-300/400), is one of these PLCs replaced with a newer PLC with network-interface (S7-1200/1500), this PLC was not able to access this data.

Simply configure the global-data of the “old” PLC via the web-server in the S7-LAN-module. Enter the new PLC as a TCP/IP-connection-partner and the module writes/reads the data via PUT/GET from this network-PLC and passes it on as before.

Worldwide access




No matter where you are, access to the EtherSens-device and its web-interface is available from everywhere.

Remote maintenance with TS-software without original TS-adaptor



You have to reach urgent your PLC via remote maintenance and have no TS-adaptor in your company? No problem, configure with the MPI-Kabelmanager your S7-interface-cable MPI/PPI-Kabel the mode "TS" for "remote maintenance", connect this cable with the TS-Adapter (article number 9350-TS) with a standard modem and send it all to your client. Now you will be able to start the connection with your TS-software and solve the problem. And this all without buying a original TS-adaptor.

Virtual COM port for PCs



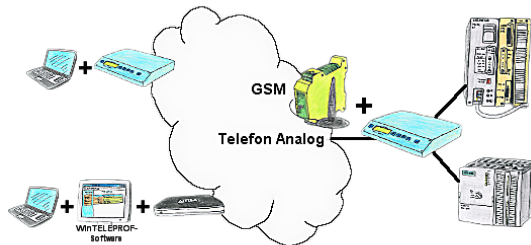
Receive new PC and detected missing serial COM port, but it is mandatory?

With a USB-serial-converter, you create a virtual COM-port on your PC, which can also be recognized and used by most applications/apps. The only difference to a "real" physical COM-port is that there is no interrupt-number and address. Under Windows usually no problem. Applications that are still MSDOS-based such as Step5 of Siemens are not functioning with virtual COM-ports. This problem is solved with the available "S5-Patch". USB-serial-converter-cable also works with STEP5 from Siemens.

Not every USB-serial-converter supports all transfer parameters, most "cheap" only the format "8-N-1". USB-serial-converter-cable supports all possible transmission settings. To the cable you get the USB driver for your Windows-PC.

Two in the metal housing integrated LEDs shows the signal-flow with RXD- and TXD-display.

Remote maintenance / telecontrol of PLC-devices



Access to the connected PLC takes place by coupling via Analogue-, ISDN- (only with AB-adapter) and GSM-(only with external GSM-modem)-line.