

Under the web-address <https://www.process-informatik.de> are product specific documentations or software-driver/-tools available to download.

If you have questions or suggestions about the product, please don't hesitate to contact us.

Process-Informatik Entwicklungsgesellschaft mbH

Im Gewerbegebiet 1

DE-73116 Wäschenbeuren

+49 (0) 7172-92666-0

[info@process-informatik.de](mailto:info@process-informatik.de)

<https://www.process-informatik.de>

**Menutree Website:**

- + Products / docu / downloads
- + Accessories
  - + Connector plug / equipment
  - + Option CheapConn for MPI cables

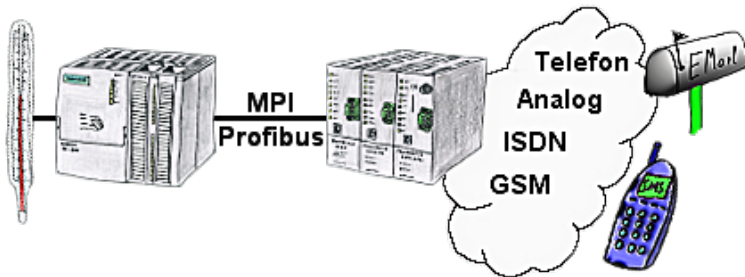


**QR-Code Website:**




Please make sure to update your drivers before using our products.

## Failure report transmission released by the PLC



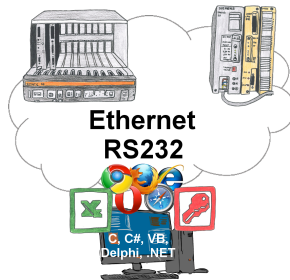
Your outstation reports the current value cyclically, or in case of malfunction the status via FAX, as SMS to your mobile phone, to your pager or also via e-mail.

## Remote maintenance with TS-software without original TS-adaptor



You have to reach urgent your PLC via remote maintenance and have no TS-adaptor in your company? No problem, configure with the MPI-Kabelmanager your S7-interface-cable MPI-II-Kabel the mode "TS" for "remote maintenance", connect this cable with the TS-Adapter (article number 9350-TS) with a standard modem and send it all to your client. Now you will be able to start the connection with your TS-software and solve the problem. And this all without buying a original TS-adaptor.

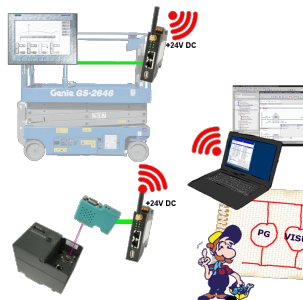
## Communication-driver for S5-PLC



S5-PLCs and you need data in your PC or production planning system?

The S5-communication-drivers connect the office-world with the control-world. Be it classic with a serial-port of the PC up to communication over the network. Thanks to additional adapters (such as S5-LAN++), controllers without a LAN connection can be connected to the network. Nothing stands in the way of communication with an IP-address. On your PC for Windows as a DLL-file, for Linux as an object, you have tools where you can access the data of the controls by calling up functions such as "ReadBlock" or "WriteFlag". Tie for e.g. the DLL into your project and your application already has PLC-access or simply access the data with Excel and process it in Excel.

## Link S7-TCP-IP Panel to MPI Profibus over WiFi



Use the latest S7-TCP-IP panels for your MPI / Profibus.  
Thanks to WLAN also usable for mobile platforms or cranes.  
Connect several nodes at the same time via a network module.  
Simultaneous access from different systems possible.

## Wireless around the Mitsubishi-PLC



Move wirelessly around the Mitsubishi-PLC and communicate for example ONLINE in the status

## WIFI not allowed, what now?



You may not use WIFI in your environment?

Connect the USB-ETHERNET-adapter to the ProfiNet-WATCHDOG's USB-port and create another Ethernet-socket.

Connect your PC directly with LAN-cable to the ProfiNet WATCHDOG.