

Under the web-address <https://www.process-informatik.de> are product specific documentations or software-driver/-tools available to download.
If you have questions or suggestions about the product, please don't hesitate to contact us.

Process-Informatik Entwicklungsgesellschaft mbH

Im Gewerbegebiet 1

DE-73116 Wäschenbeuren

+49 (0) 7172-92666-0

info@process-informatik.de

<https://www.process-informatik.de>

Menutree Website:

- + Products / docu / downloads
- + Hardware
 - + Programming devices
 - + Other interface cables

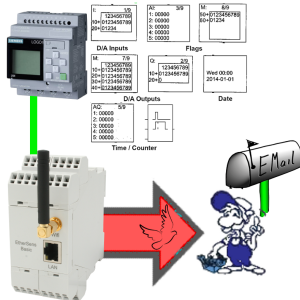


QR-Code Website:



Please make sure to update your drivers before using our products.

Send Email with LOGO!



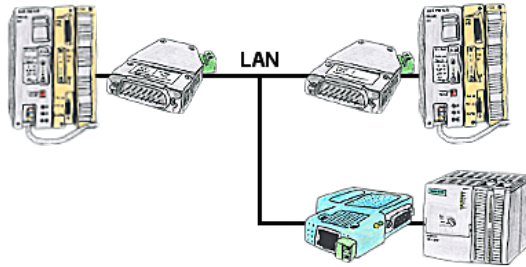
Send of all kinds of eMail-messages controlled by the LOGO!-Control

Wireless around the Schneider-PLC



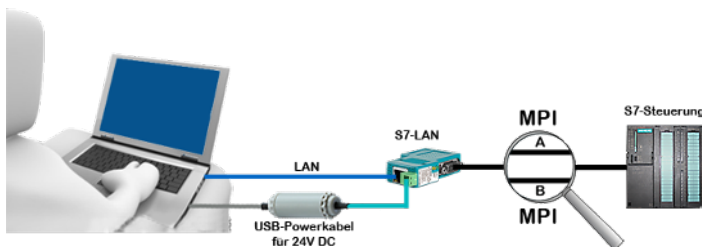
Move wirelessly around the Schneider-PLC and communicate for example ONLINE in the status

PLC coupling (data exchange between PLC's)



Your pumping stations report the water levels of the central control via telephone network. The central office itself can of course transmit commands/messages to the substations as well. Therefore no dedicated line is required, it's sufficient when the stations connect via network (DSL-router).

24V-supply from USB-port

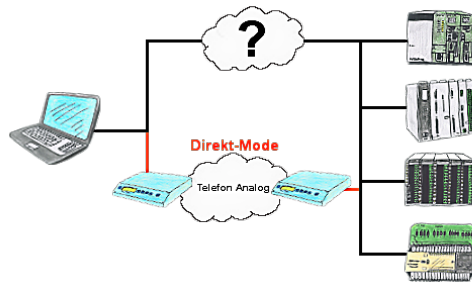


On site at your system, in the middle of the field and no 24V supply for your e.g. S7-LAN-module?

Plug the USB power cable into a free USB-socket on the PC, connect the cable to e.g. the S7-LAN-module and you have supplied the module with 24V and are immediately online on the connected bus system.

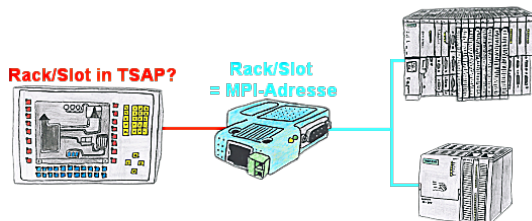
The adapter generates the required 24V DC from the 5V of the USB-interface. When using one USB-port, a maximum of 2.5W is available.

Direct-mode „extended serial interface“



There is an unsupported control or data logger or converter integrated in your installation which protocol is not supported? No problem, the signs that the PC in the office sends will be transferred via telephone line by the Direct-mode , and on-site reproduced by the TP/TB. The way back is identical. So in that case there's also a communication to the electronic devices available.

Transformation of Rack/Slot in TSAP to MPI-address



Your panel or visualisationsystem addresses the used PLC with Rack/Slot in TSAP? No problem, activate this mode in the S7-LAN and you will get actual data from the PLC.