

Step5/7-Programming system PG-2000

Installation note:

Load your license file using the link given in your personal license email.
The password for extraction can also be found in this email. Then copy this file into the folder of the installed PG-2000 software (demo version).
After restarting the software, your license is active.

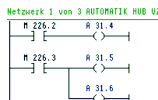
Under the web-address <https://www.process-informatik.de> are product specific documentations or software-driver/-tools available to download.
If you have questions or suggestions about the product, please don't hesitate to contact us.

Process-Informatik Entwicklungsgesellschaft mbH
Im Gewerbegebiet 1
DE-73116 Wäschenbeuren
+49 (0) 7172-92666-0
info@process-informatik.de
<https://www.process-informatik.de>

Menutree Website:

- + Products / docu / downloads
- + PG-2000 S5/7-LAD-extension

QR-Code Website:



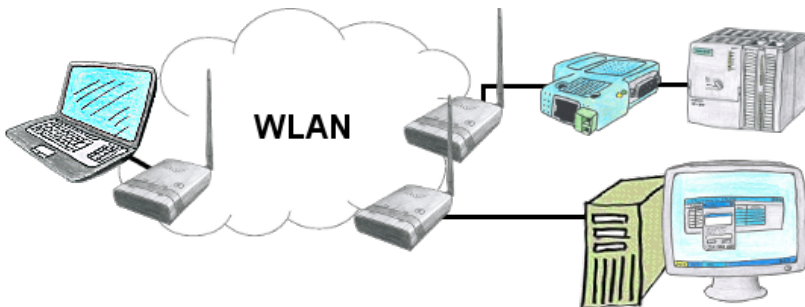
Please make sure to update your drivers before using our products.

Wireless around the Pilz-PLC



Move wirelessly around the Pilz-PLC and communicate for example ONLINE in the status

Operation as bridge



You have two or more clients which should communicate together without LAN-cable-connection? No problem, you connect a "Access-Point" configured ALF to this device and to the other device a "Client" configured ALF. Then connect the "Client" with the "Access-Point" and the device are able to communicate together.

Move around the machine wirelessly

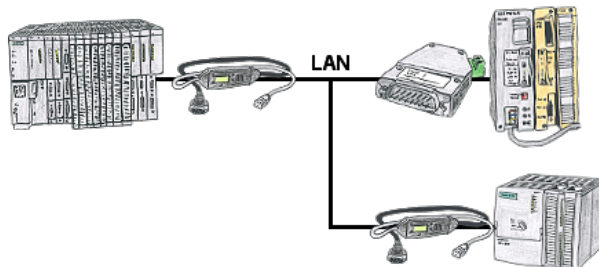


Controlling/monitoring all around the machine with a PC => nobody has such a long cable with them

Move around the machine without fear that the cable will be too short or someone will run over it and damage it. Always ONLINE and intervene at the appropriate moment or trigger a circuit-breaker/button and observe the reaction of the machine, always ONLINE via WIFI on the machine.

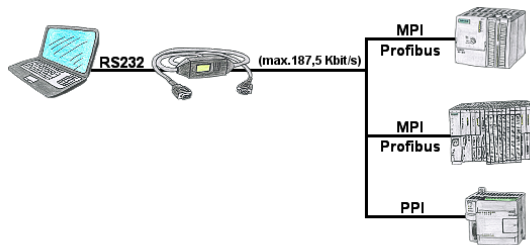
LAN-WIFI-conversion solves all problems and possible dangers

PLC-coupling (data exchange between PLC-devices)



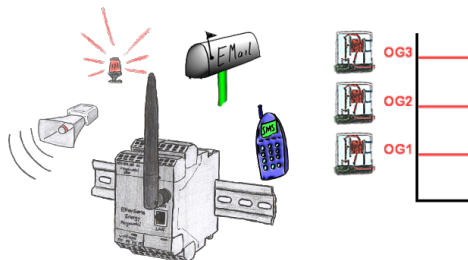
Your pumping stations report the water levels of the central control via telephone network. The central office itself can of course transmit commands/messages to the substations as well. Thereto no dedicated line is required, it's sufficient when the stations connect via network (DSL-router).

Serial programming of the S7- PLC



With the MPI/PPI-cable you have the ability to access a connected SPC-PLC S7-200 (PPI 9600 Baud and 19200 Baud) as well as S7-300/400 (MPI/Profibus 9600 Baud up to 187500 Baud) via PC serial with up to 115200 Baud for reading respectively writing of data.

Alarming



Dont log with EtherSens-device only the process-values, also monitor them simultaneously. Once a predetermined threshold is exceeded/not reached, the EtherSens-device indicates this.